

SENSITIVITY OF *CERCOSPORA BETICOLA* TO FOLIAR FUNGICIDES IN 2022

Gary Secor¹, Viviana Rivera¹, Melvin Bolton², Nate Wyatt²

¹Department of Plant Pathology, North Dakota State University, Fargo, ND 58108 and ²USDA-ARS, Edward T. Schafer Agricultural Research Center, Fargo, ND 58102

Leaf spot, caused by the fungus *Cercospora beticola*, is an endemic disease of sugarbeet produced in the Northern Great Plains area of North Dakota and Minnesota that reduces both yield and sucrose content. The disease is controlled by crop rotation, resistant varieties and timely fungicide applications. *Cercospora* leaf spot usually appears in the last half of the growing season, and multiple fungicide applications are necessary for disease management. Fungicides are used at high label rates and are alternated for best efficacy, but in recent years, mixtures are becoming more important. The most frequently used fungicides are Tin (fentin hydroxide), Topsin (thiophanate methyl), Eminent (tetraconazole), Proline (prothioconazole), Inspire (difenoconazole), Headline (pyraclostrobin) and Provysol (mefentrifluconazole). In 2022, most of the DMI fungicides were applied as mixtures with either mancozeb or copper.

Like many other fungi, *C. beticola* has the ability to become less sensitive (resistant) to the fungicides used to control them after repeated exposure, and increased disease losses can result. Because both *C. beticola* and the fungicides used for management have histories of fungicide resistance in our production areas and other production areas in the US, Europe and Chile, it is important to monitor our *C. beticola* population for changes in sensitivity to the fungicides in order to achieve maximum disease control. We have monitored fungicide sensitivity of field isolates of *C. beticola* collected from fields representing the sugarbeet production area of the Red River Valley region to the commonly used fungicides in our area annually since 2003. In 2022, extensive sensitivity monitoring was conducted for Tin, Eminent, Inspire, Proline, Provysol and Headline.

OBJECTIVES

- 1) Monitor sensitivity of *Cercospora beticola* isolates to Tin (fentin hydroxide)
- 2) Monitor sensitivity of *Cercospora beticola* to four triazole (DMI) fungicides: Eminent (tetraconazole) and Inspire (difenoconazole) and Proline (prothioconazole) and Provysol (mefentrifluconazole)
- 3) Monitor *Cercospora beticola* isolates for the presence of the G143A mutation that confers resistance to Headline (pyraclostrobin) fungicide
- 4) Distribute results of sensitivity monitoring in a timely manner to the sugarbeet industry in order to make fungicide recommendations for disease management and fungicide resistance management for *Cercospora* leaf spot disease in our region.

METHODS AND MATERIALS

In 2022, with financial support of the Sugarbeet Research and Extension Board of MN and ND, we tested 648 *C. beticola* field isolates collected from throughout the sugarbeet production regions of ND and MN for sensitivity testing to Tin, Eminent, Inspire, Proline, Provysol and Headline. For this report we use the commercial name of the fungicides, but all testing was conducted using the technical grade active ingredient of each fungicide, not the formulated commercial fungicide. The term µg/ml is equivalent to ppm.

Sugarbeet leaves with *Cercospora* leaf spot (CLS) are collected from commercial sugarbeet fields by agronomists from American Crystal Sugar Company, Minn-Dak Farmers Cooperative and Southern Minnesota Beet Sugar Cooperative representing all production areas in ND and MN and delivered to our lab for processing. From each field sample, *C. beticola* spores were collected from a minimum of five spots per leaf from five leaves and mixed to make a composite of approximately 2500 spores. For Tin testing, a subsample of the spore composite was transferred to a Petri plate containing water agar amended with Tin at 1 µg/ml. Germination of 100 spores on the Tin amended water agar plates were counted 16 hours later and percent germination calculated. Germinated spores are considered resistant.

For triazole fungicide sensitivity testing, a radial growth procedure is used. A single spore subculture from the spore composite is grown on water agar medium amended with serial ten-fold dilutions of each technical grade triazole fungicide from 0.01 – 100 ppm. A separate test is conducted for each triazole fungicide. After 15 days, inhibition of radial growth is measured, and compared to the growth of *C. beticola* on non-amended water agar medium. This data is used to calculate an EC₅₀ value for each isolate; EC₅₀ is a standardized method of measuring fungicide resistance and is calculated by comparing the concentration of fungicide that reduces radial growth of *C. beticola* by 50% compared to the growth on non-amended media. Higher EC₅₀ values mean reduced sensitivity to the fungicide. An RF (resistance factor) is calculated for each DMI fungicide by dividing the EC₅₀ value by the baseline value so fungicides can be directly compared. Beginning in 2016, RF value calculations were increased to 10 ppm and in 2019 were increased to 100 ppm to accommodate increased number of isolates with resistance to the DMI fungicides higher than 10 ppm.

For Headline resistance testing a PCR based molecular procedure was used to test for the presence of a specific mutation in *C. beticola* that imparts resistance to Headline. This procedure detects a specific mutation, G143A, which results in complete resistance to Headline. DNA is extracted from the remaining spore composite and tested by real-time PCR using primers specific for the G143A mutation. The test enables us to estimate the percentage of spores with the G143A mutation in each sample. The results are placed in five categories based on an estimate of the percentage of spores with the G143A mutation: S = no spores with G143A; S/r = <50 of the spores with G143A; S/R = equal number of spores with G143A; R/s >50% of the spores with G143A; and R = all spores with G143A. Each sample tested contains approximately 2500-5000 spores and the DNA from this spore pool will test for the G143A mutation from each spore. The PCR test is more sensitive and requires less interpretation than the previously used spore germination test. The PCR test will estimate the incidence of resistance in the population of spores tested, and give a better indication of Headline resistance in a field.

RESULTS AND DISCUSSION

CLS pressure was moderate in most locations in 2022 and many growers applied first fungicide application earlier than normal based on recommendations by cooperative agronomists. The majority of the CLS samples were delivered to our lab at the end of the season in late September and early October. Field samples (n=648) representing all production areas and factory districts were tested for sensitivity to six fungicides: fentin hydroxide (Tin), tetraconazole (Eminent), difenoconazole (the most active part of Inspire), prothioconazole (Proline), mefentrifluconazole (Provysol) and pyraclostrobin (Headline).

TIN. Tolerance (resistance) to Tin was first reported in 1994 at concentrations of 1-2 µg/ml. At these levels, disease control in the field is reduced. The incidence of fields with isolates resistant to Tin at 1.0 µg/ml increased between 1997 and 1999, but the incidence of fields with resistant isolates has been declining since the introduction of additional fungicides for resistance management, including Eminent in 1999, Gem in 2002 and Headline in 2003. In 1998, the incidence of fields with isolates resistant to Tin at 1.0 µg/ml was 64.6%, and declined to less than 10% from 2002 to 2010. From 2011 to 2014 there was an increase in the number of fields with resistance (**Figure 1**), and from 2015 to 2017, the incidence of fields with isolates resistant to Tin increased from 38.5% to 97% (**Figure 1**). In 2018, the incidence of fields with isolates resistant to tin declined to 65.2% and declined again to 21.3% in 2019 (**Figure 1**). The incidence of fields with resistance to tin increased dramatically in 2020 (68.3%) and 2021 (98.9%) and remained high in 2022 (**Figure 1**). The severity of resistance, as expressed as percent germination of spores from fields with resistant isolates, also increased dramatically in 2020 (40%) and 2021 (63%) and remained high 2022. The incidence of fields with tin resistance increased in all factory districts (**Figure 2**). This increase in resistance is likely due to the increased and widespread use of tin. Because there is a fitness penalty with tin resistance, resistance will decline as tin usage declines.

DMI (triazoles). Resistance as measured by RF values in 2022 increased for Provysol and increased slightly for Inspire, Inspire, Proline Eminent and Provysol (**Figure 3**). Resistance to Proline decreased in 2022 (Figure 3). Interestingly, RF values for Eminent declined in 2022, and shifted to lower RF values (Figure 3). Percent of isolates with EC₅₀ values >100 ppm were detected for Inspire (Figure 8) Proline (Figure 9) and Provysol, (Figure 10), but not for Eminent (Figure 6). DMI fungicides (**Figure 4**), indicating continued increase of resistance levels. It is of interest to note that the number of isolates with

resistance to Eminent >100 ppm decreased in 2021. Resistance as measured by RF values increased in all factory districts, with some variability (**Figure 4**). RF values were low and steady for Proline, but these low RF values are likely due to using technical grade prothioconazole for testing instead of the active metabolic product desthioconazole.

HEADLINE. Beginning in 2012, a PCR based molecular procedure was used to test for the presence of the G143A mutation in *C. beticola* using a composite spore sample containing approximately 2500-5000 spores. The presence of this mutation indicates absolute resistance to Headline. The G143A mutation was first detected in the RRV production area in 2012 and increased from 2013 to 2015. Resistance to Headline in field populations increased dramatically from 2016 to 2020, and continued in 2022 (**Figure 5**). Resistance to Headline did not decline in 2022 (**Figure 5**). We will continue to monitor for resistance to Headline in the RRV production area, particularly because Headline is often the only fungicide used, and is used annually even in the absence of disease. We do not know if there is a fitness penalty associated with the G143A mutation, but based on observation in other locations where QoI resistance due to the G143A mutation is widespread, it appears that isolates with the G143A mutation are stable and remain in the population.

SUMMARY

1. Resistance to Tin at 1.0 µg/ml almost disappeared in our region from 2003-2010, but has increased since 2011, probably due to increased use. Tin resistance declined in 2018 and 2019, increased in 2020 to 2021, and stabilized in 2022. The percentage of spores with resistance/field doubled in 2020 and increased by 144% in 2021 and stabilized in 2022 at 65%. Almost all field have tin resistance and efforts should continue to preserve this fungicide for CLS management.

2. This is where the action is. We now have four DMI fungicides available: Eminent, Proline, Inspire and Provysol. Resistance factors continue to increase for all DMI fungicides. Some isolates have EC₅₀ values >100 ppm, which is very high, but Eminent levels >100 actually decreased. Resistance to DMI fungicides is present in all factory districts with some differences. Proline had much lower RF values, this may be due to the testing procedure used. DMI fungicides should be applied a mancozeb or copper mixing partner. Copper inhibits spore germination. A PCR test has been developed to detect DMI resistance, and we continue to validate this test for future use.

3. The presence of isolates in a population with the G143A mutation that results in resistance to Headline continued to be prevalent and widespread in 2022 as in past years. These findings precluded the effective use of Headline for CLS management in 2022. Headline is not recommended for CLS management, but is used for frost protection.

4. We recommend continuing disease control recommendations currently in place including fungicide rotation, using high label rate of fungicides, mixtures with mancozeb or copper, scouting at end of the season to decide the necessity of a late application, using fungicide resistance maps for fungicide selection, using a resistant variety, spray intervals of 14 days, and applying fungicides to insure maximum coverage. Improvements in fungicide coverage using proper spray nozzles and spray parameters such as timing, rate, interval and coverage should be implemented.

5. We also recommend first fungicide application much earlier than previously recommended as we have detected *C. beticola* spores in commercial fields even prior to emergence. Since the fungicides used are all protectants, they need to be in place before spore arrive. Work is ongoing to adjust the forecasting model to include environmental factors affecting spore germination.

6. New varieties with higher levels of resistance were evaluated in the field with excellent disease resistance profiles. We urge the use of varieties with better CLS resistance. We did not receive enough samples of Cls samples CR+ varieties to evaluate the impact of this genetic resistance on fungicide resistance.

Figure 1. Incidence and severity of tin resistance in *C. beticola* isolates collected from sugarbeet fields in ND and MN from 1998 to 2022

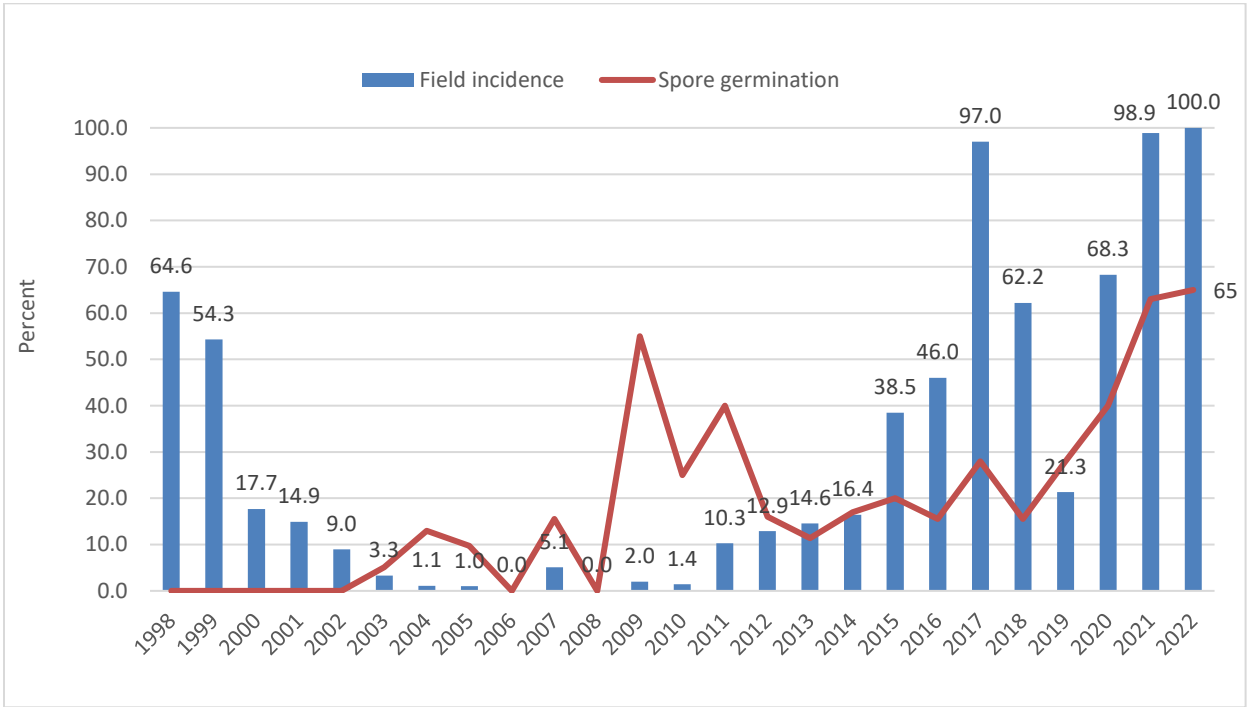


Figure 2. Incidence of fields with *C. beticola* isolates resistant to tin collected in ND and MN from 2019 to 2022 by factory district

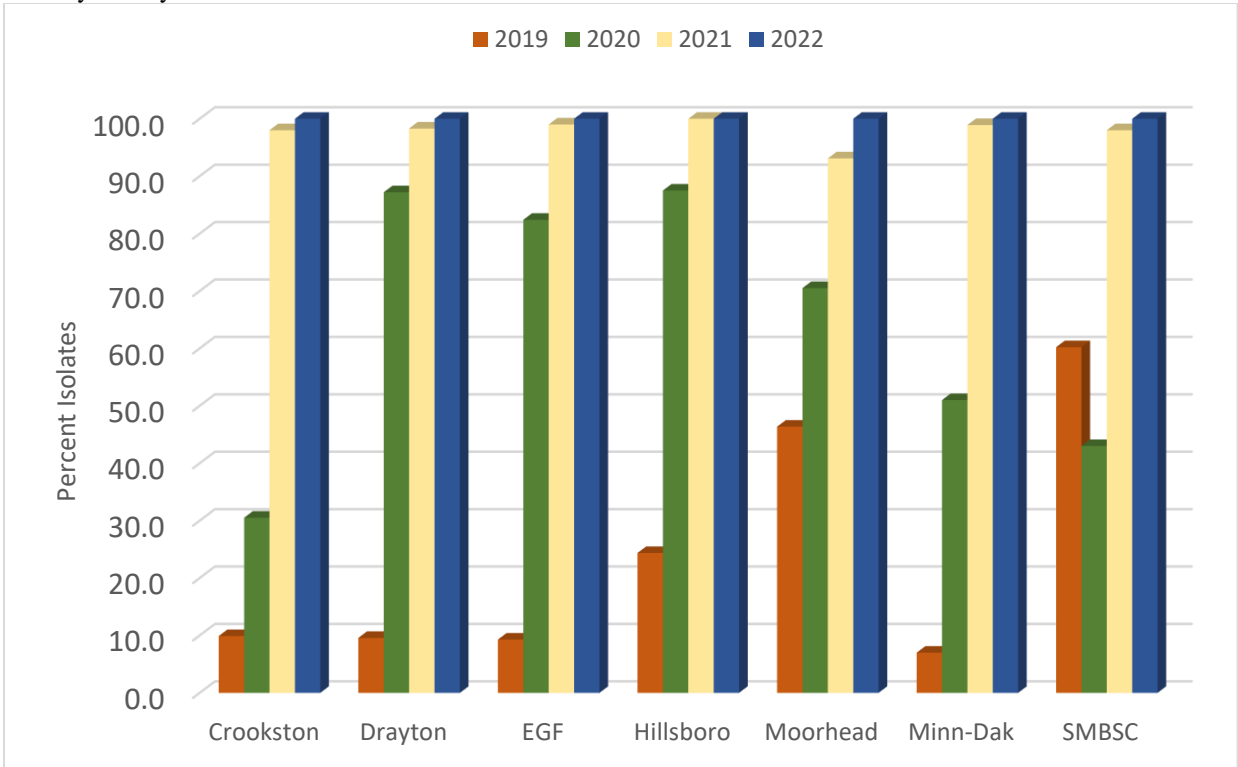


Figure 3. Resistance Factor of *C. beticola* isolates collected in ND and MN from 2018 to 2022 to Eminent, Inspire, Proline and Provysol

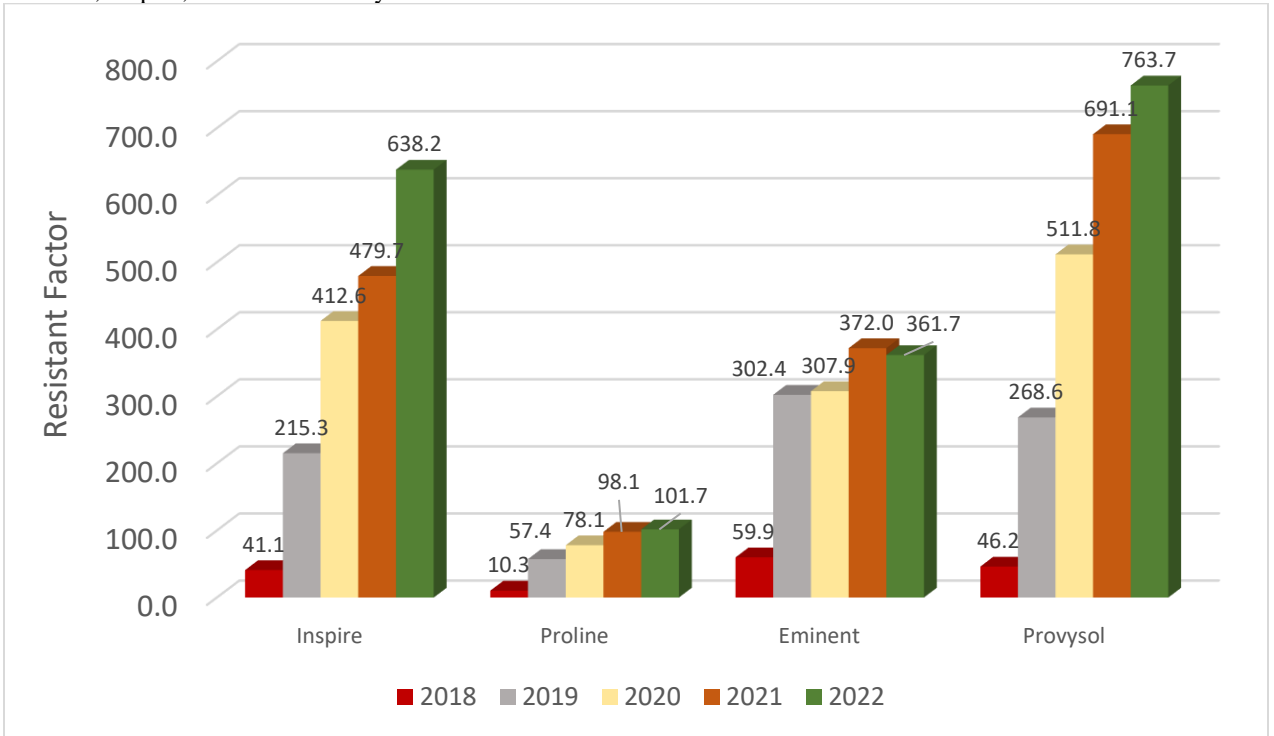


Figure 4. Distribution of sensitivity to Eminent, Inspire, Proline and Provysol of *C. beticola* isolates collected in 2022 as expressed by EC₅₀ values

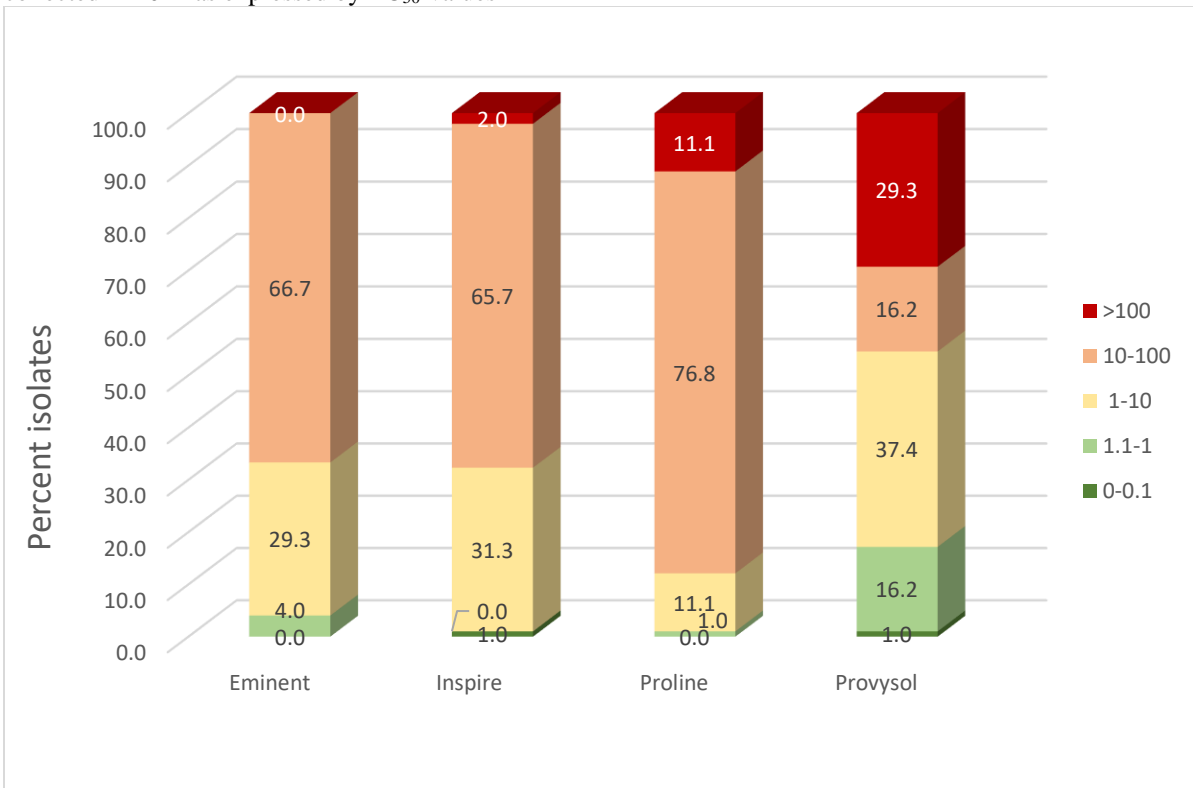


Figure 5. Sensitivity of *C. beticola* isolate populations collected in ND and MN to Headline from 2012 to 2022 as expressed by the percentage of spores with G143A mutation

